

Welcome to Virtual Courses

Step by Step Guide <https://www.mdsspain.com/welcomevirtual>



Before beginning, complete the Candidates Form.

- If you have already filled out the candidate form, please proceed to the next step.



1

<https://www.mdsspain.com/candidates>

Complete the Evaluation Assessment 5 days before the course start

- In order to help your instructors prepare you for your week course, please make sure to: Complete the Evaluation Assessment **5 days before the course start**



5

Time Schedule

- Course begins on Monday
- First Day: Connect to the Classroom Video Chat by 8:30 AM CET.
- Start Time: Classes begin at 09:00 AM CET.

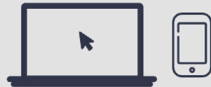


2

What do you need to have ready for the first day??

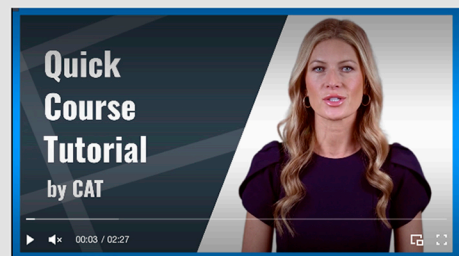
You must bring the following **items on the first day:**

- Computer: Desktop or Laptop with camera
- Smartphone with camera
- Non-programmable calculator
- Scrap paper
- Pen & pencil
- Eraser
- Ruler
- Printer or ability to print documents daily



3

How to access CAT - MANDATORY VIDEO TUTORIAL



6

Scan the Code to access the Video

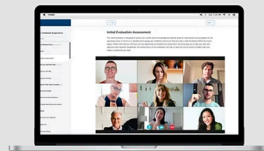
<https://www.mdsspain.com/welcomevirtual>



Accessing the E-learning Platform before the course is MANDATORY

Virtual Courses at MDS Academy, are supported by an **e-learning platform** named CAT for:

- Print Documents
- Connect to Classroom Video Chat
- Complete your daily Homework
- Download documents and resources
- Prepare before your course starts with our video tutorials and pre-course modules



4

Download VICTVS V3 app

- Please download the Victvs V3 app, as it is required to connect with your invigilator for your Virtual Assessment. A **video tutorial** on how to use the app will be **available during your course.**



7

Contact and useful information

eMail: admin@mdsspain.com

Phone: +34952409860

Whatsapp: +34600216469

Download documents and support

<https://www.mdsspain.com/faq>

Scan and add these contact details to your phone contacts.



Contact Details